




COMPATIBLE WITH
7 WONDERS SECOND EDITION AND
ITS EXPANSIONS

WONDERMENT

ORGANIZER 2ND EDITION

This is a third-party accessory designed by Gaming Trunk. All product names are trademarks of their respective owners, which are in no way associated or affiliated with Gaming Trunk.

Made in Canada



GT-ORG-7W-02

gamingtrunk.com



info@gamingtrunk.com



fb.com/GamingTrunk



pinterest.com/gamingtrunk



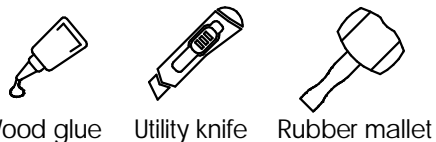
Gaming Trunk
<https://gamingtrunk.com>
Copyright © 2021 Gaming Trunk
Made in Canada

Assembly manual

Thank you for purchasing our Wonderment Organizer 2nd Edition for 7 Wonders Second Edition.

A digital copy of the manual is available for download on gamingtrunk.com

Tools required



Wood glue Utility knife Rubber mallet

The organizer assembly requires about 90 minutes.

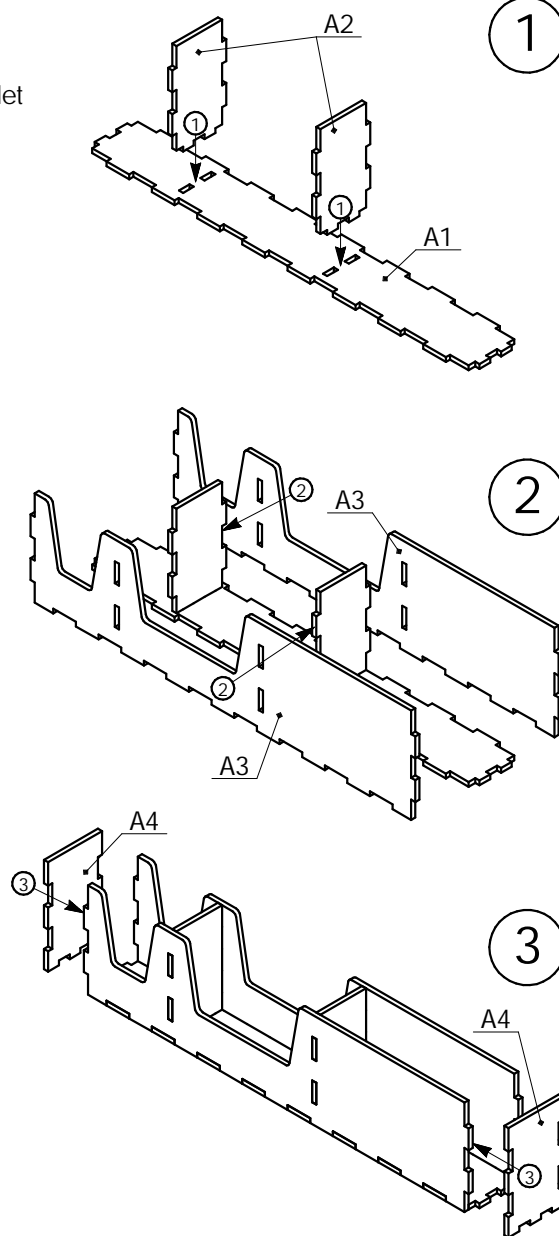
The organizer is designed for no-glue assembly. However, applying some glue on the corner connections will increase trays durability. Due to variances in wood, a rubber mallet or glue might be required to secure the pieces together.

We recommend wood glue or another comparable quick setting, tacky glue.

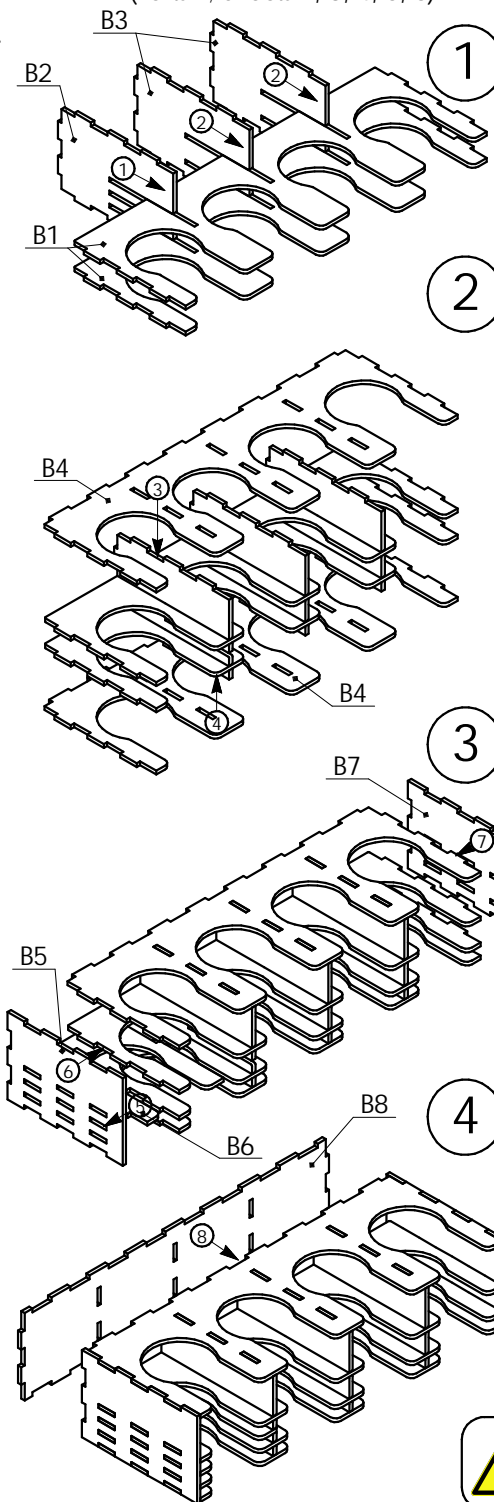
Assembly tips:

- Use utility knife to cut parts out of the sheets. Panching parts might cause wood splitting.
- Some connections may feel too tight. Use of a rubber mallet is recommended to set the parts on their place.
- Due to the cutting process, some pieces may vary slightly. If the piece is symmetrical reversing it may help

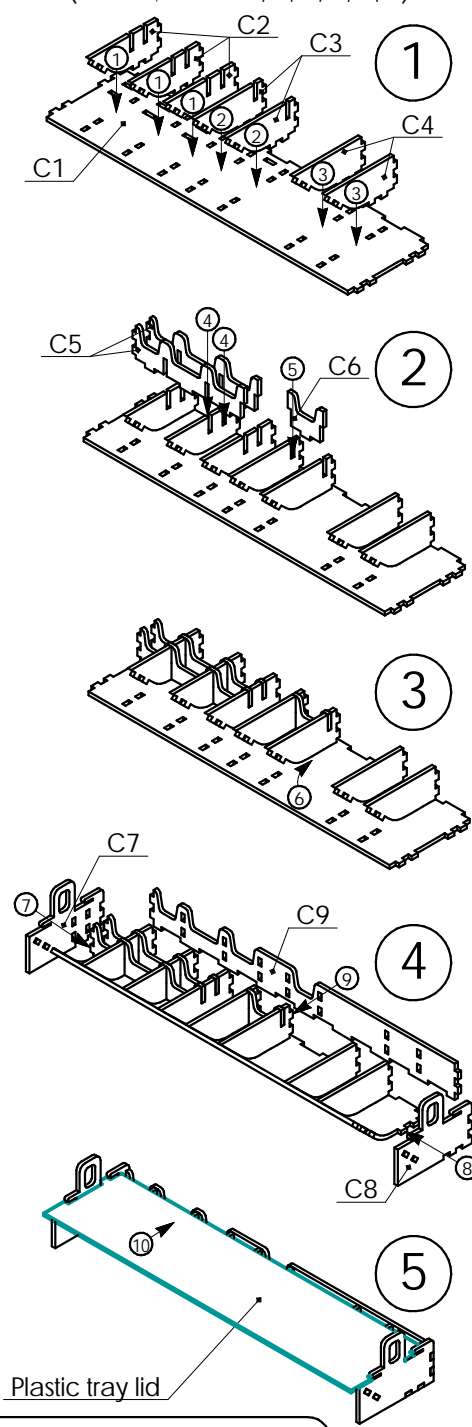
Ships tray (Parts A; Sheets 1, 2, 3, 4)



Card tray (Parts B; Sheets 1, 3, 4, 5, 6)



Tokens tray (x2) (Parts C; Sheets 3, 4, 5, 6, 7, 8)



Plastic tray lid



Please remove protective film from the tray lids before use