



COMPATIBLE WITH  
**UNDERWATER CITIES™**

# UNDERWATER COLONY

## ORGANIZER

This is a third-party accessory designed by Gaming Trunk. All product names are trademarks of their respective owners, which are in no way associated or affiliated with Gaming Trunk.

Made in Canada



Gaming Trunk  
<https://gamingtrunk.com>  
Copyright © 2020 Gaming Trunk  
Made in Canada

# Assembly manual

Thank you for purchasing our Underwater Colony organizer.  
A digital copy of the manual is available for download on [gamingtrunk.com](http://gamingtrunk.com)

The organizer assembly requires about 45 minutes.  
The organizer is designed for no-glue assembly. However, due to variances in wood, a rubber mallet or glue might be required to secure the pieces together.

We recommend wood glue or another comparable quick setting, tacky glue.

## Assembly tips:

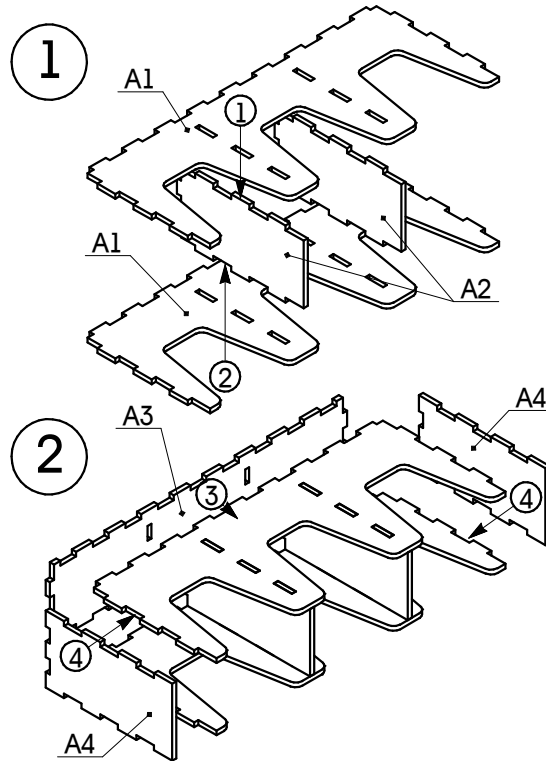
- Some connections may feel too tight. Use of a rubber mallet is recommended to set the parts on their place.

- Due to the cutting process, some pieces may vary slightly. If the piece is symmetrical reversing it may help

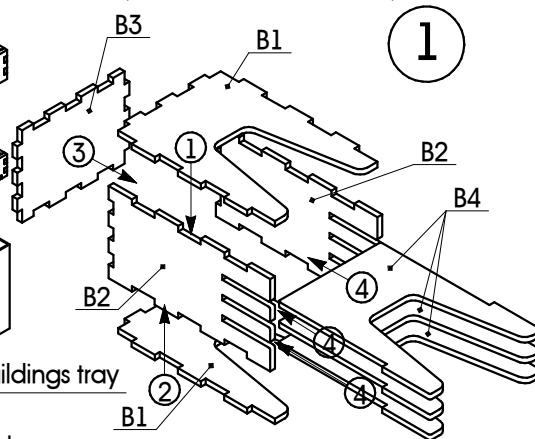


Please remove protective film from the tray lids before use.

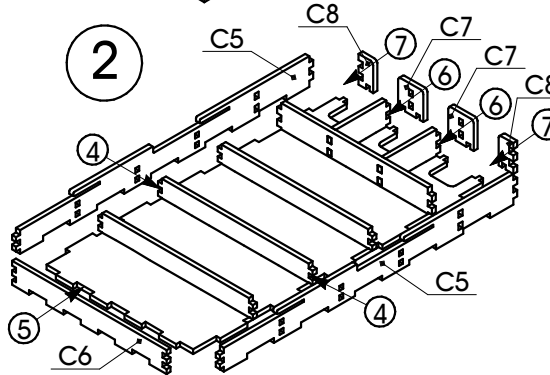
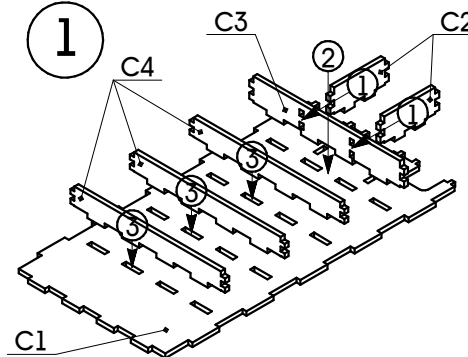
## Card holder - Era cards (Parts A; Sheets 1, 2)



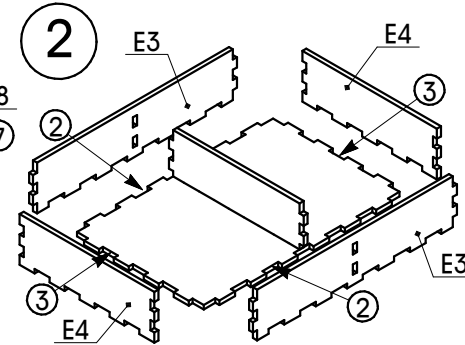
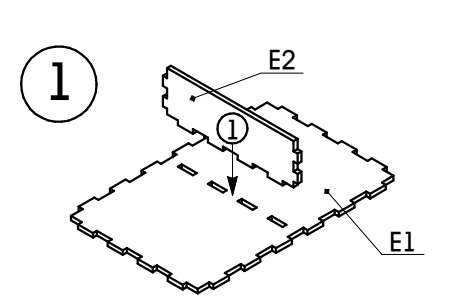
## Card holder - Other cards (Parts B; Sheets 2, 3, 4, 5)



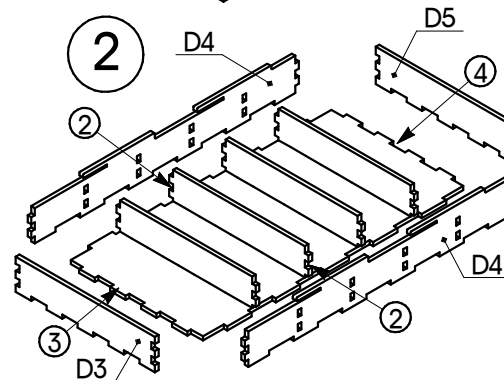
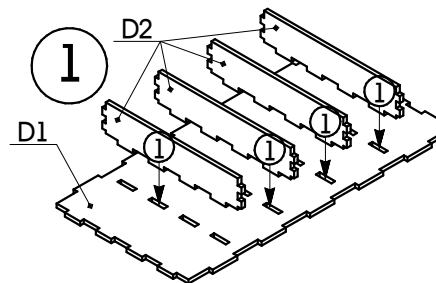
## Buildings tray (Parts C; Sheets 2, 3)



## Domes tray (Parts E; Sheets 2, 3, 5)



## Resource Tokens tray (Parts D; Sheets 1, 2, 4, 5)



## Player Tokens tray (Parts F; Sheet 6)

