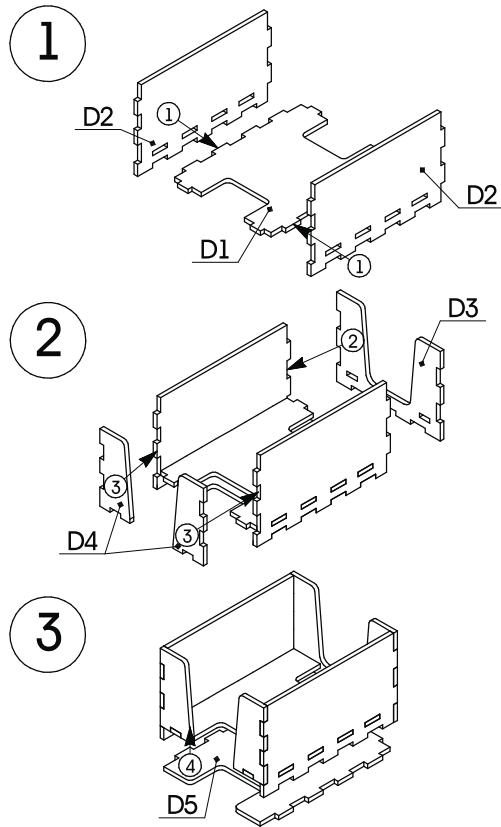
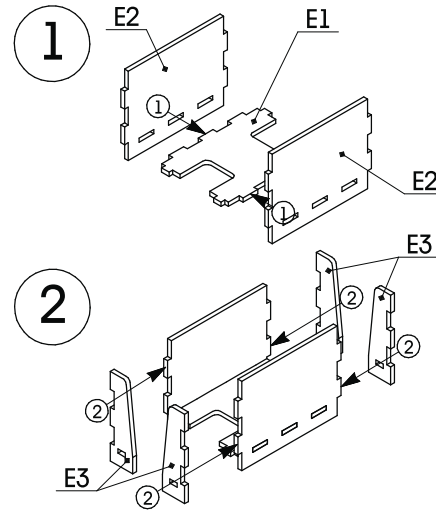


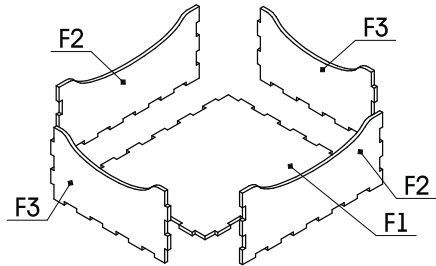
Fortune Card tray
(Parts D; Sheets 3, 6)



Fate Card tray
(Parts E; Sheets 4, 5, 6)



Bag tray
(Parts F; Sheets 2, 5)



Missing or broken parts?
Please send an email at info@gamingtrunk.com
with a brief description and a few pictures.
We will be happy to help.

gamingtrunk.com



info@gamingtrunk.com



fb.com/GamingTrunk



STEAM UP™

A FEAST OF DIM SUM

ORGANIZER

STEAM UP, STEAM UP: A FEAST OF DIM SUM and other marks and logos are trademarks of Hot Banana Games Inc. All rights reserved.

© 2023 Hot Banana Games Inc.
10551 Shellbridge Way,
Richmond, BC V6X 2W9, Canada
www.hotbananagame.com

© 2023 Gaming Trunk
PO Box 1006, Kemptville PO,
ON, K0G 1J0, Canada
www.gamingtrunk.com

Authorised Representatives:
Publishing Technology & Solutions:
1, Chemin de la Coume,
09300 Lavelanet, France

Zatu Games:
40 Barnard Road, Norwich,
NR5 9JB, United Kingdom

ORG-SU-01 Batch: 01

Age: 12+ **Made in Canada**



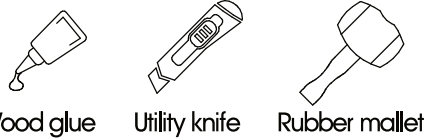
WARNING:
CHOKING HAZARD—Small parts.
Not for children under 3 years.

Ne convient pas aux enfants de moins de 36 mois. Contient de petits éléments pouvant être avalés. Risque d'étouffement.

Assembly manual

Thank you for purchasing our Steam Up organizer.
A digital copy of the manual is available for download on gamingtrunk.com

Tools required



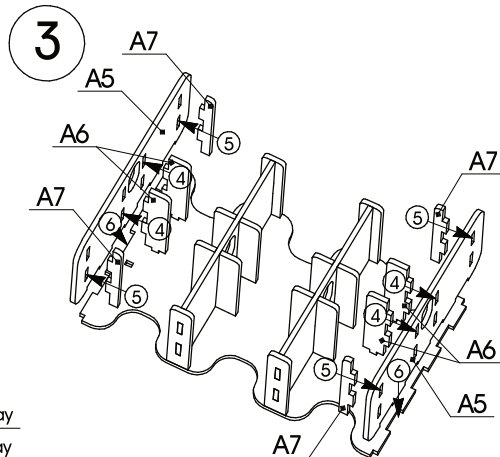
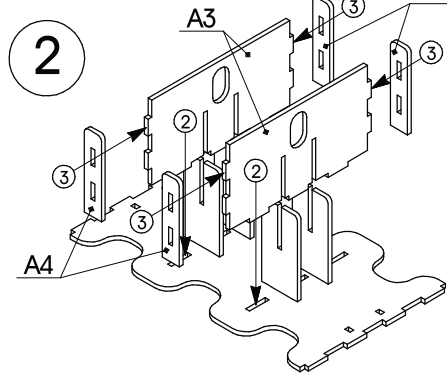
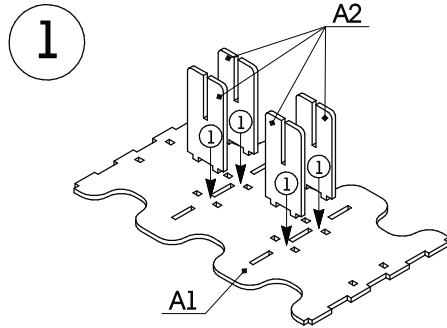
The organizer assembly requires about 60 minutes.
The organizer is designed for no-glue assembly. However, applying some glue on the corner connections will increase trays durability. Due to variances in wood, a rubber mallet or glue might be required to secure the pieces together.

We recommend wood glue or another comparable quick setting, tacky glue.

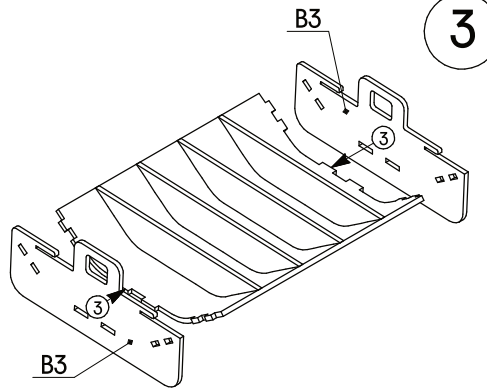
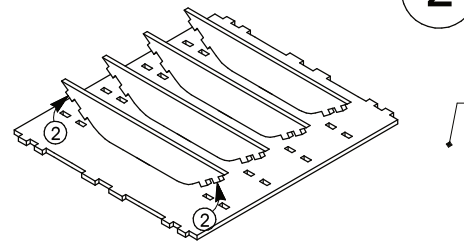
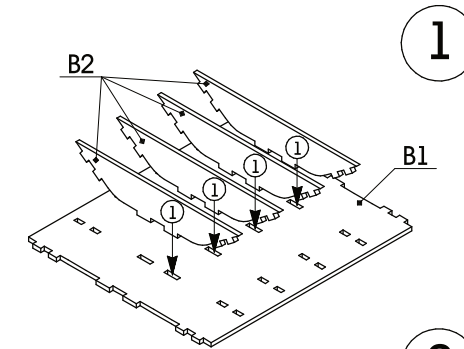
Assembly tips:

- Use utility knife to cut parts out of the sheets. Panching parts may cause wood splitting.
- Some connections may feel too tight. Use of a rubber mallet is recommended to set the parts on their place.
- Due to the cutting process, some pieces may vary slightly. If the piece is symmetrical reversing it may help

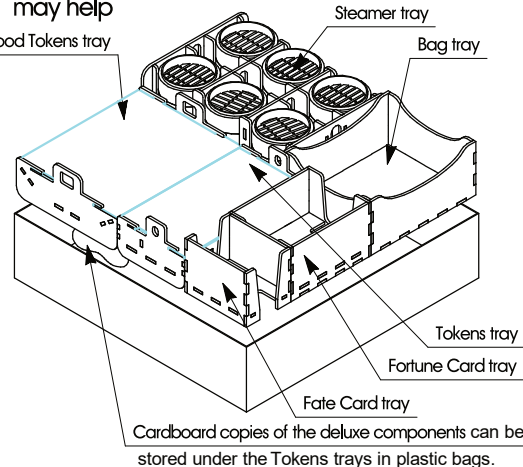
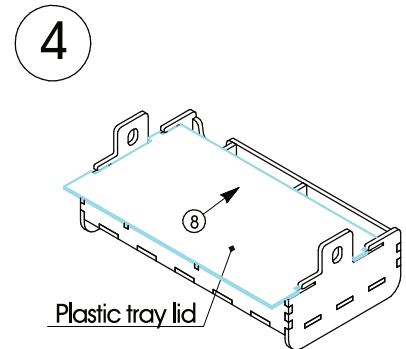
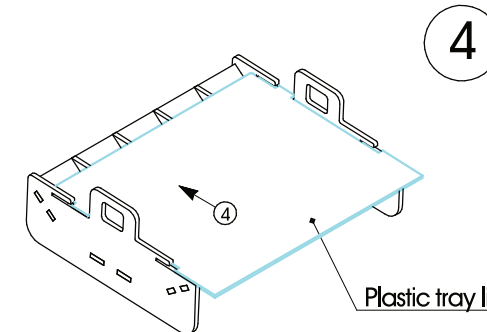
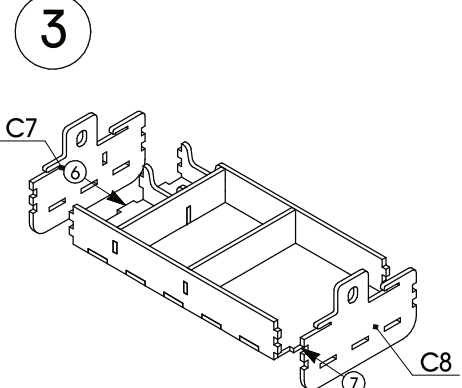
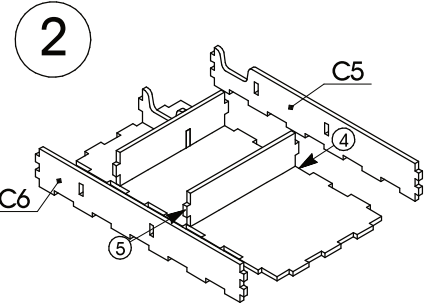
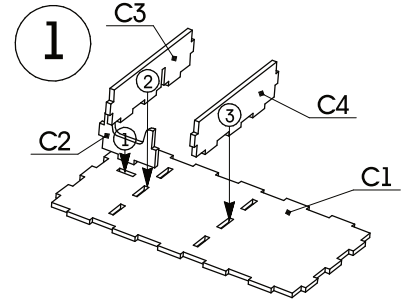
Steamer tray
(Parts A; Sheets 1, 2, 3, 4, 5, 6)



Food Tokens tray
(Parts B; Sheets 2, 3, 5)



Tokens tray
(Parts C; Sheets 1, 4, 6)



Please remove protective film from the tray lids before use