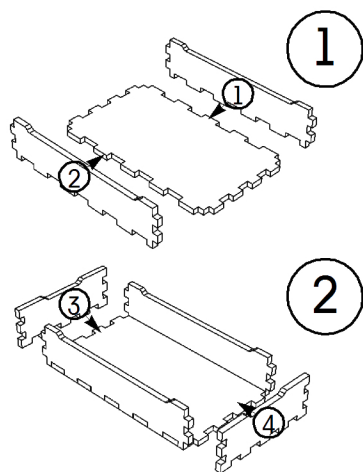
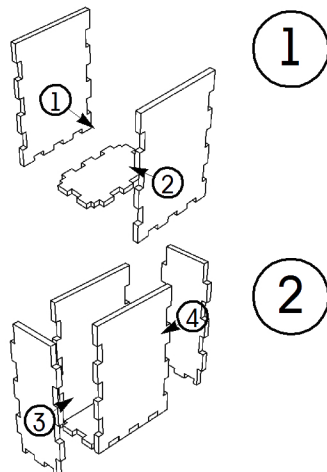


Player pieces tray x6  
(Parts D; Sheets 8-10)



VP tokens tray  
(Parts E; Sheets 1,2,7)



**GAMING TRUNK**  
BOARD GAME ORGANIZERS AND MORE

[gamingtrunk.com](http://gamingtrunk.com)



[info@gamingtrunk.com](mailto:info@gamingtrunk.com)



[fb.com/GamingTrunk](https://fb.com/GamingTrunk)



[pinterest.com/gamingtrunk](https://pinterest.com/gamingtrunk)



Gaming Trunk

<https://gamingtrunk.com>

Copyright © 2018 Gaming Trunk


Made in Canada



COMPATIBLE WITH  
**CATAN™**

# SETTLERS ORGANIZER

This is a third-party accessory designed by Gaming Trunk. All product names are trademarks of their respective owners, which are in no way associated or affiliated with Gaming Trunk.



GT-ORG-TM-01

# Assembly manual

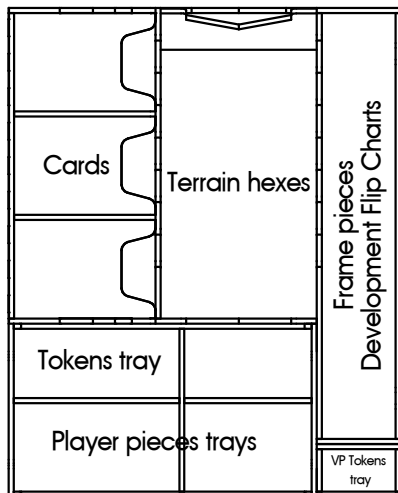
Thank you for purchasing our Settlers Organizer for Catan™.  
A digital copy of the manual is available for download on [gamingtrunk.com](http://gamingtrunk.com)

The organizer assembly requires about 60 minutes. The organizer is designed for pieces to snap into place. However, due to variances in wood, glue might be required to secure the pieces together.

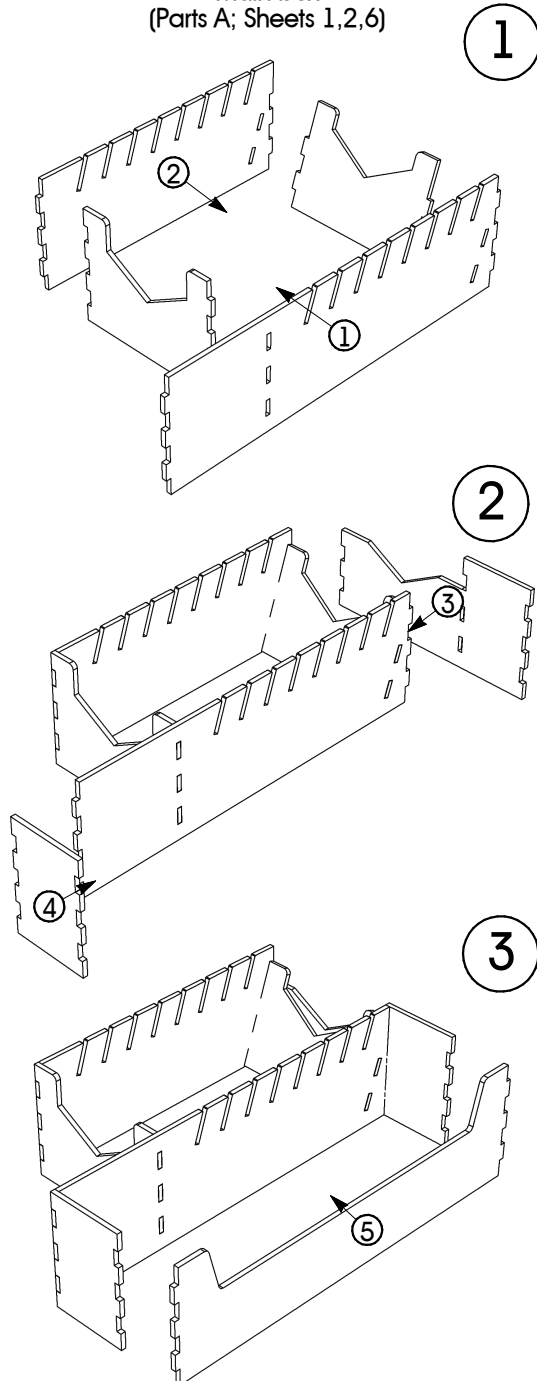
We recommend wood glue or another comparable quick setting, tacky glue. Assembly tips:

- Some connections may require some force to assemble.

- Due to the cutting process, some pieces may vary slightly. If the piece is symmetrical reversing it may help.

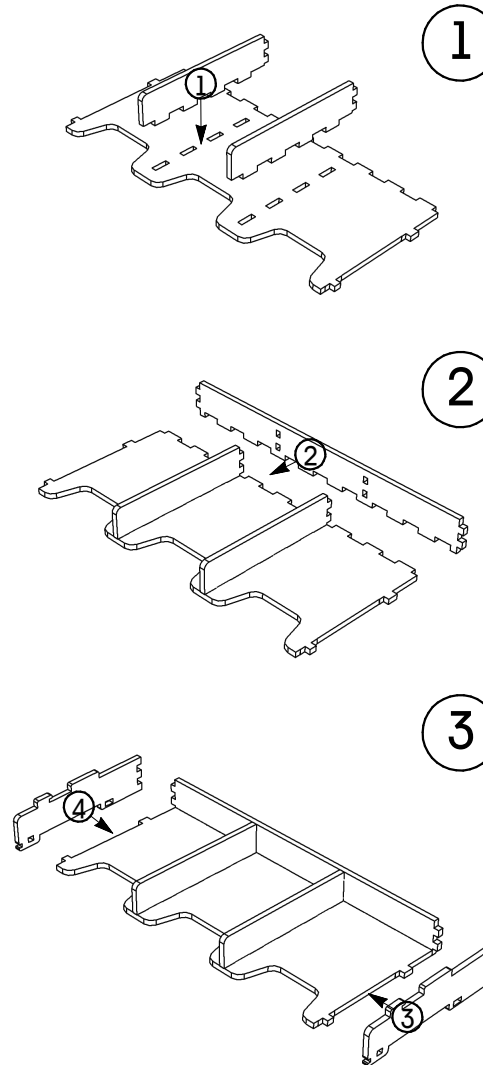


Main box  
(Parts A; Sheets 1,2,6)



# Removable trays assembly

Card holder x4  
(Parts B; Sheets 3-6)



Tokens tray  
(Parts C; Sheets 1,7)

