

GAMING TRUNK
BOARD GAME ORGANIZERS AND MORE

gamingtrunk.com



info@gamingtrunk.com



fb.com/GamingTrunk



pinterest.com/gamingtrunk



Gaming Trunk
<https://gamingtrunk.com>
Copyright © 2019 Gaming Trunk
Made in Canada



COMPATIBLE WITH
ROLL FOR THE GALAXY,
ROLL FOR THE GALAXY: AMBITION
ROLL FOR THE GALAXY: RIVALRY

GALACTIC ROLL

ORGANIZER

This is a third-party accessory designed by Gaming Trunk. All product names are trademarks of their respective owners, which are in no way associated or affiliated with Gaming Trunk.

Made in Canada



GT-ORG-RFG-02

Assembly manual

Thank you for purchasing our Galactic Roll Organizer for Roll for the Galaxy.
A digital copy of the manual is available for download on gamingtrunk.com

The organizer assembly requires about 45 minutes.
The organizer is designed for pieces to snap into place.
However, due to variances in wood, glue might be required to secure the pieces together.

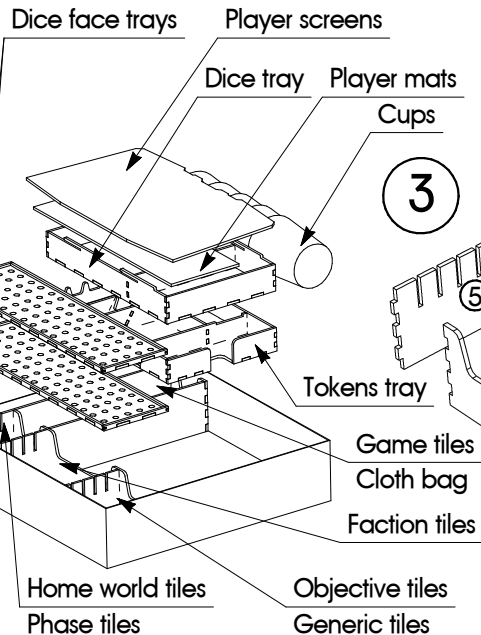
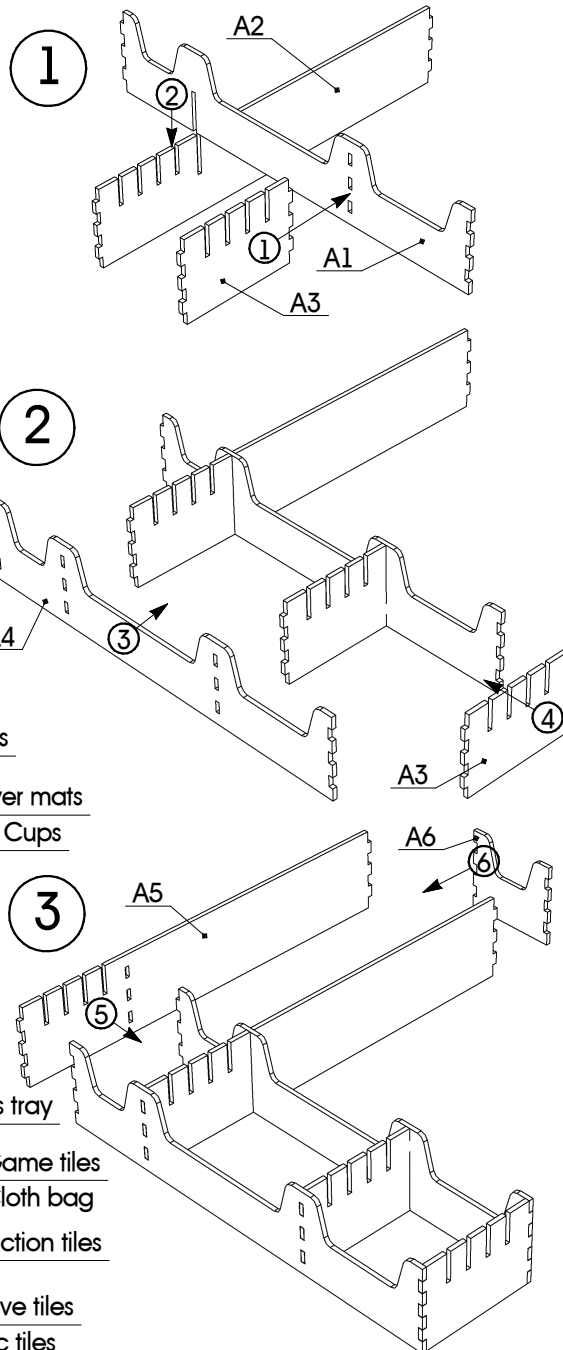
We recommend wood glue or another comparable quick setting, tacky glue.

Assembly tips:

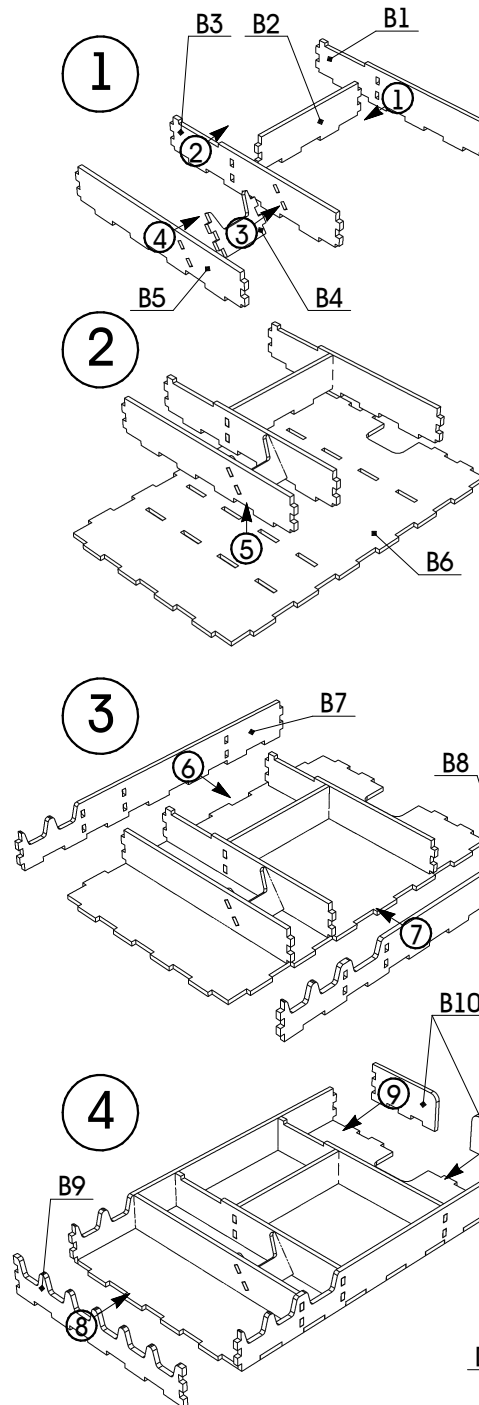
-Some connections may require some force to assemble. Use of a rubber mallet is recommended to set the parts on their place.

- Due to the cutting process, some pieces may vary slightly. If the piece is symmetrical reversing it may help

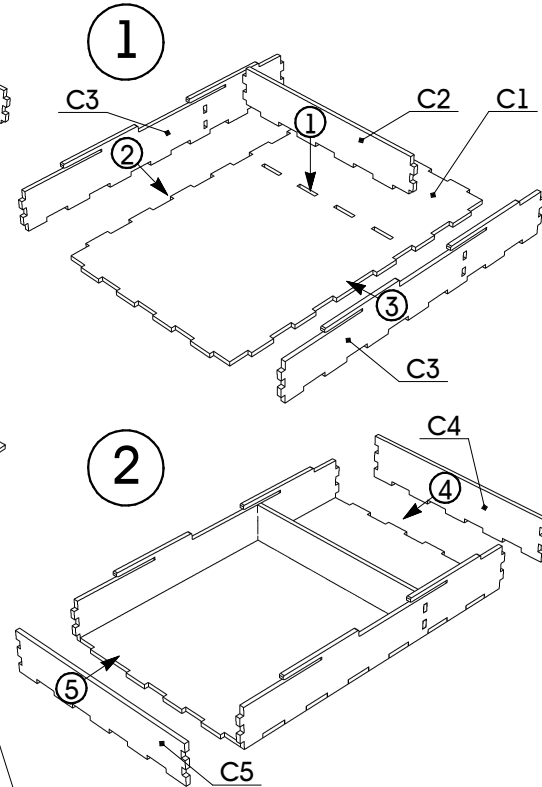
Main box
(Parts A; Sheets 1,2,3,4)



Tokens tray
(Parts B; Sheets 3,4,5)



Dice tray
(Parts C; Sheets 3,4,6)



Please remove protective film from the tray lid before use.

Dice Face tray (x2)
(Parts D; Sheets 7,8)

