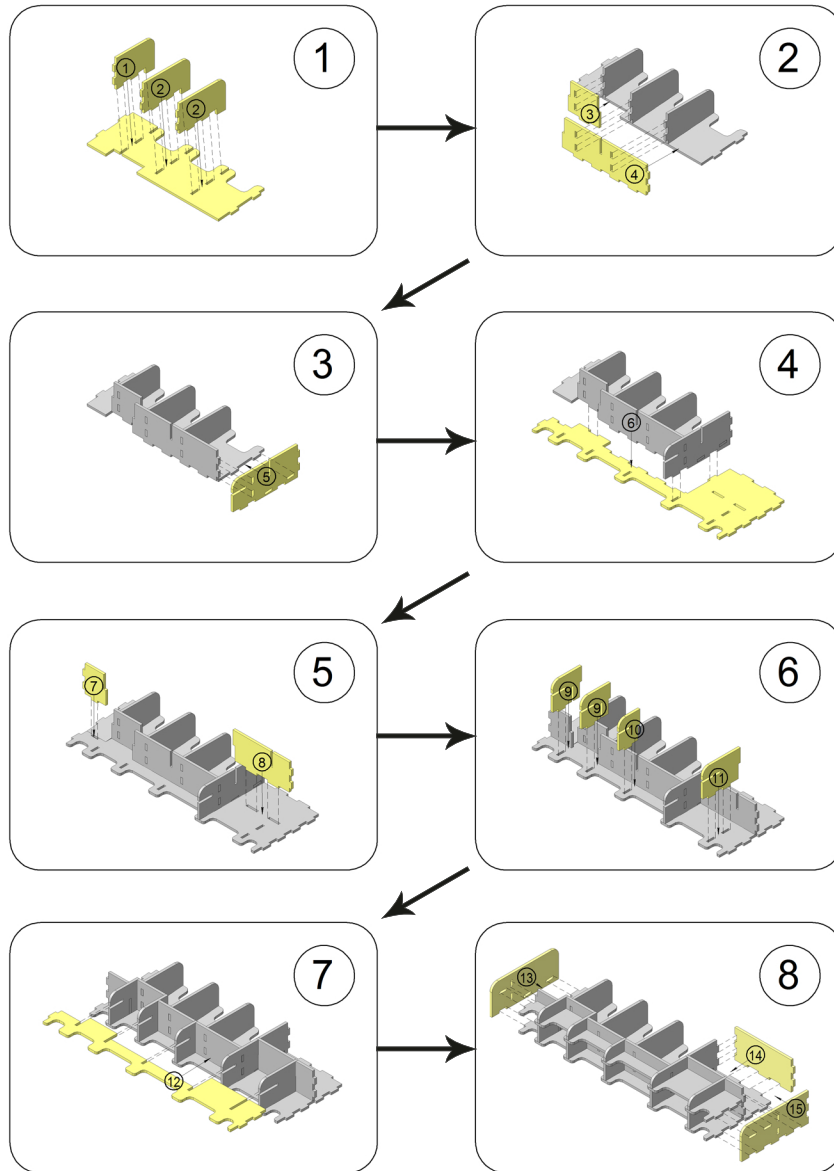


Removable tray assembly

Sheets D



COMPATIBLE WITH
CASTLES OF MAD KING LUDWIG™
 AND ITS EXPANSION

MAD KING ORGANIZER



Gaming Trunk
<https://gamingtrunk.com>
 Copyright © 2017 Gaming Trunk
 Made in Canada

This is a third-party accessory designed
 by Gaming Trunk. All product names are
 trademarks of their respective owners,
 which are in no way associated or
 affiliated with Gaming Trunk.

Made in Canada



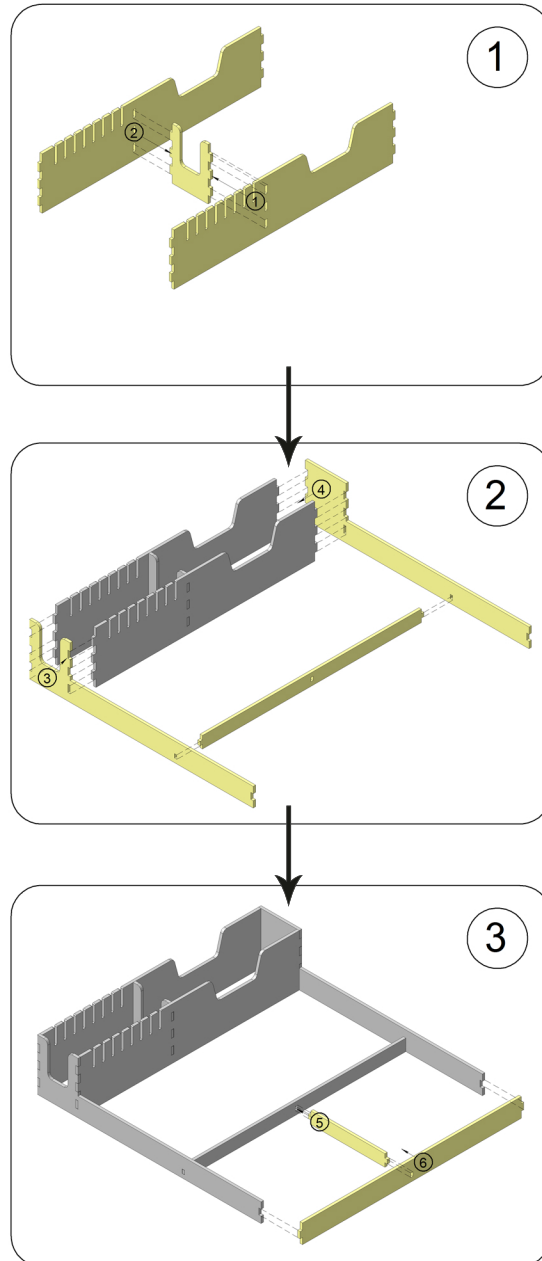
Assembly manual

Thank you for purchasing Mad King organizer
compatible with the Castles of Mad King Ludwig™ Board Game
A digital copy of the manual is available for download on gamingtrunk.com

The organizer assembly
requires about 90 minutes.
The organizer is designed
for pieces to snap into
place, but due to
variances in wood, glue
may be necessary to
secure the pieces together.
We recommend wood
glue or another
comparable quick setting,
tacky glue.

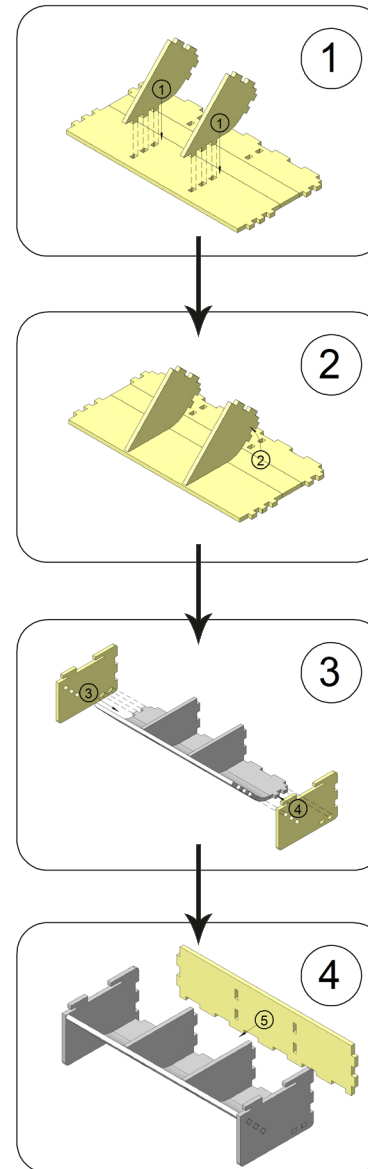
Assembly tips:
-Some connections may
require some force to
assemble.
- Due to the cutting
process, some pieces may
vary slightly. If the piece is
symmetrical reversing it
may help

Main box assembly **Sheets A**



Removable tray assembly

Sheets B



Removable tray assembly

Sheets C

