



COMPATIBLE WITH
GLOOMHAVEN

GLOOM TAVERN

PLAYER TRAY

This is a third-party accessory designed by Gaming Trunk. All product names are trademarks of their respective owners, which are in no way associated or affiliated with Gaming Trunk.



Made in Canada



Gaming Trunk
<https://gamingtrunk.com>
 Copyright © 2021 Gaming Trunk
 Made in Canada

Assembly manual

Thank you for purchasing Gloom Tavern player tray.
A digital copy of the manual is available for download on gamingtrunk.com

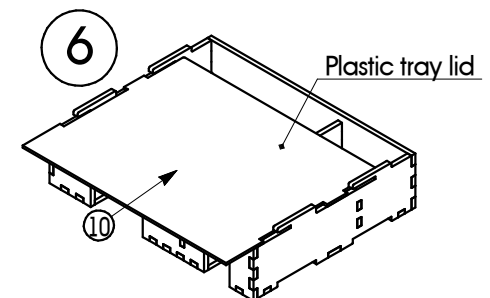
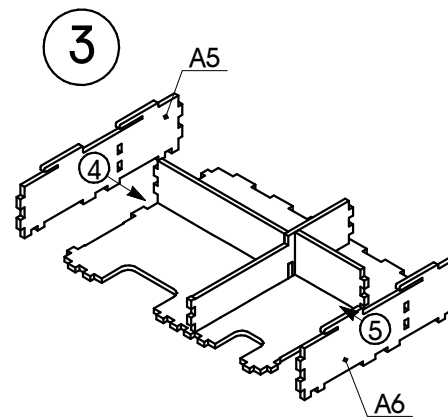
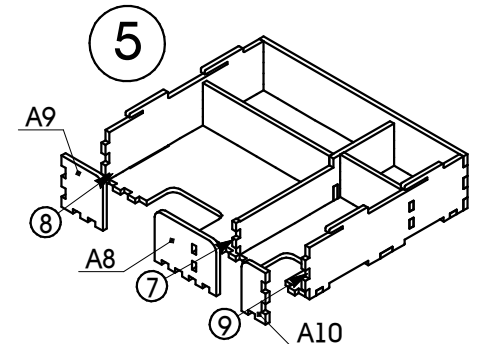
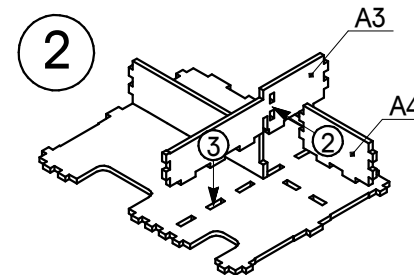
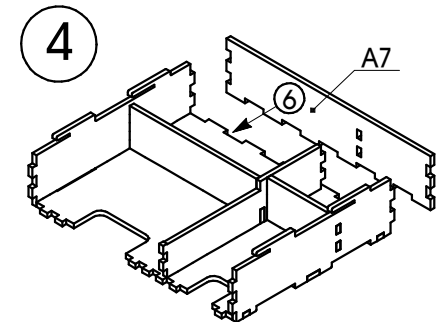
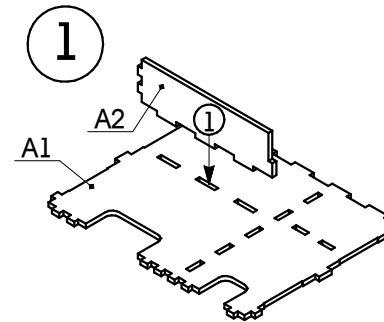
The tray assembly requires about 15 minutes.
The tray is designed for no- glue assembly. However, applying some glue on the corner connections will increase tray durability. Due to variances in wood, a rubber mallet or glue might be required to secure the pieces together.


We recommend wood glue or another comparable quick setting, tacky glue.

Assembly tips:

- Some connections may feel too tight. Use of a rubber mallet is recommended to set the parts on their place.
- Due to the cutting process, some pieces may vary slightly. If the piece is symmetrical reversing it may help

Player tray



 Please remove protective film from the tray lids before use.