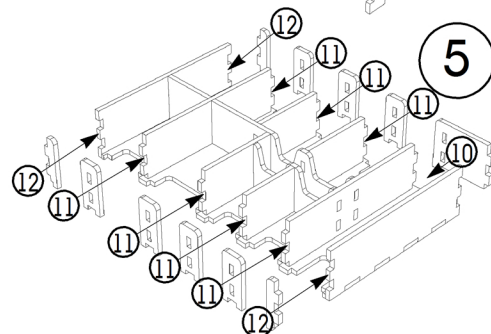
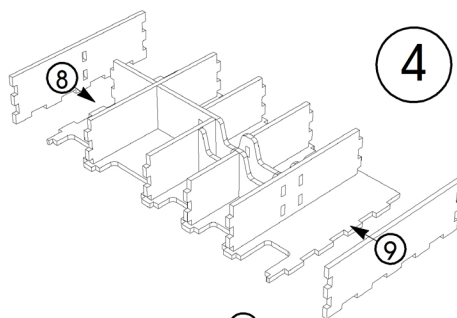
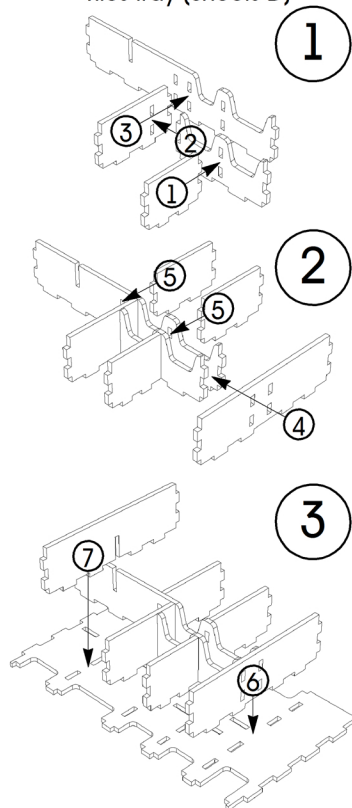
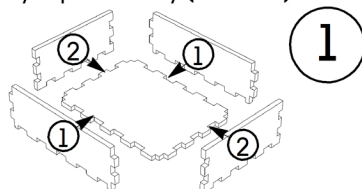


Tiles tray (Sheets D)



Player pieces tray (Sheet E)



GAMING TRUNK
BOARD GAME ORGANIZERS AND MORE



COMPATIBLE WITH
GAIA PROJECT™

GAIA ORGANIZER

gamingtrunk.com



info@gamingtrunk.com



[fb.com/GamingTrunk](https://www.facebook.com/GamingTrunk)



[pinterest.com/gamingtrunk](https://www.pinterest.com/gamingtrunk)



Gaming Trunk


<https://gamingtrunk.com>

Copyright © 2017 Gaming Trunk

Made in Canada

This is a third-party accessory designed by Gaming Trunk. All product names are trademarks of their respective owners, which are in no way associated or affiliated with Gaming Trunk.

Made in Canada



GT-ORG-GAI-01

Assembly manual

Thank you for purchasing our Gaia Organizer for Gaia Project™.
A digital copy of the manual is available for download on gamingtrunk.com

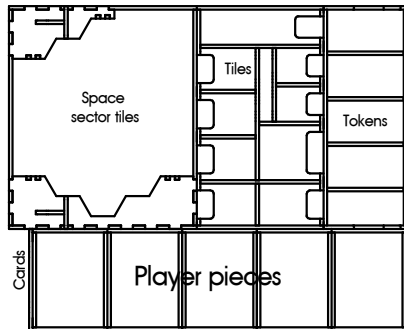
The organizer assembly requires about 45 minutes.
The organizer is designed for pieces to snap into place. However, due to variances in wood, glue might be required to secure the pieces together.

We recommend wood glue or another comparable quick setting, tacky glue.

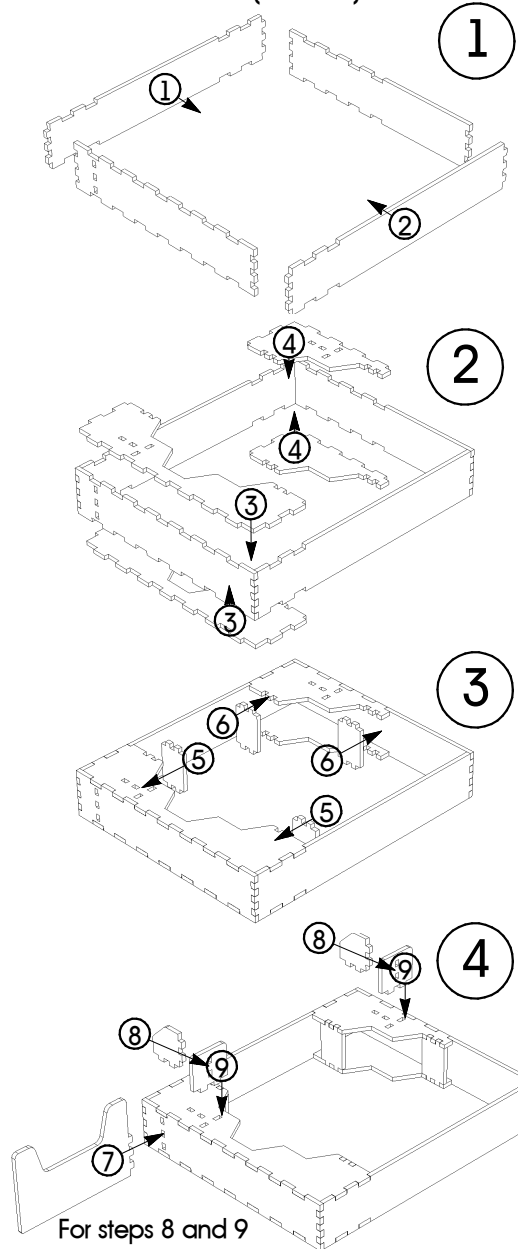
Assembly tips:

- Some connections may require some force to assemble.

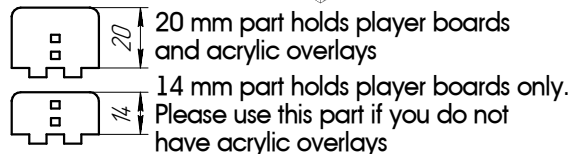
- Due to the cutting process, some pieces may vary slightly. If the piece is symmetrical reversing it may help



Main box (Sheets A)



For steps 8 and 9



Removable trays assembly

Federation tokens tray (Sheet B)

Tokens tray (Sheet C)

