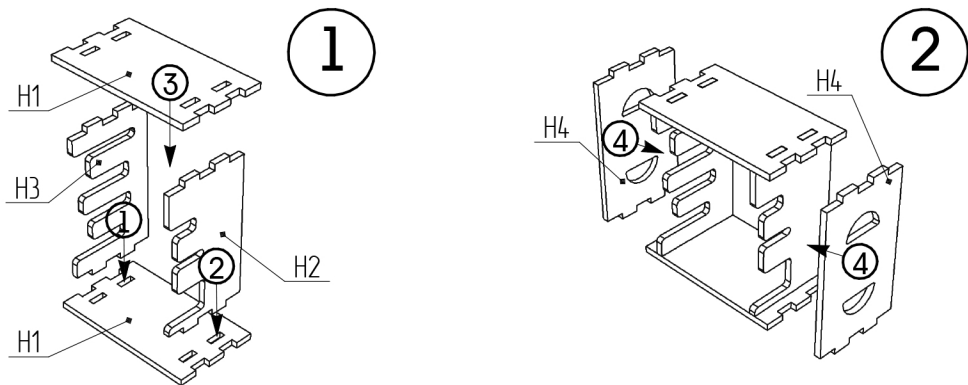


Miniature tray
(Parts H; Sheet 8)



GAMING TRUNK
BOARD GAME ORGANIZERS AND MORE

gamingtrunk.com



info@gamingtrunk.com



fb.com/GamingTrunk



pinterest.com/gamingtrunk



Gaming Trunk

<https://gamingtrunk.com>

Copyright © 2019 Gaming Trunk

Made in Canada



COMPATIBLE WITH
CLANK! AND ITS EXPANSIONS

SUNKEN TREASURES, THE MUMMY'S CURSE,
EXPEDITIONS: GOLD AND SILK, EXPEDITIONS: TEMPLE OF THE APE LORDS,
LEGACY: ACQUISITIONS INCORPORATED – UPPER MANAGEMENT PACK.

CLANG
ORGANIZER REVISION 2

This is a third-party accessory designed
by Gaming Trunk. All product names are
trademarks of their respective owners,
which are in no way associated or
affiliated with Gaming Trunk.



GT-ORG-CLK-02

Made in Canada

Assembly manual

Thank you for purchasing our Clang Organizer Revision 2 for Clank!
A digital copy of the manual is available for download on gamingtrunk.com



IMPORTANT: Assemble each tray one by one. Please **DO NOT** take out all the parts from the sheets and mix them. Even though some parts look similar, they are not interchangeable.

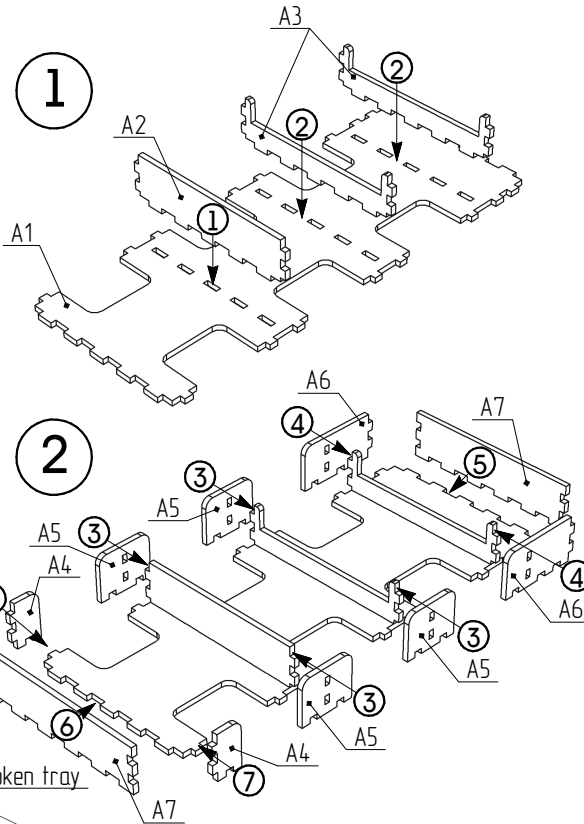
The organizer assembly requires about 45 minutes.
The organizer is designed for pieces to snap into place. However, due to variances in wood, glue might be required to secure the pieces together.

We recommend wood glue or another comparable quick setting, tacky glue.

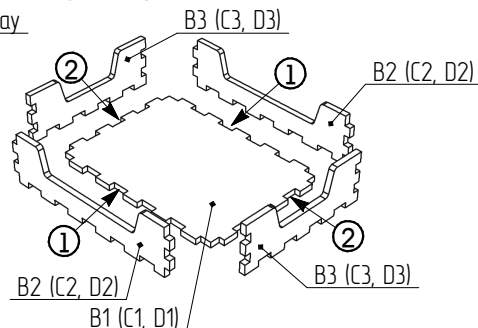
Assembly tips:

- Some connections may require some force to assemble.
- Due to the cutting process, some pieces may vary slightly. If the piece is symmetrical reversing it may help.

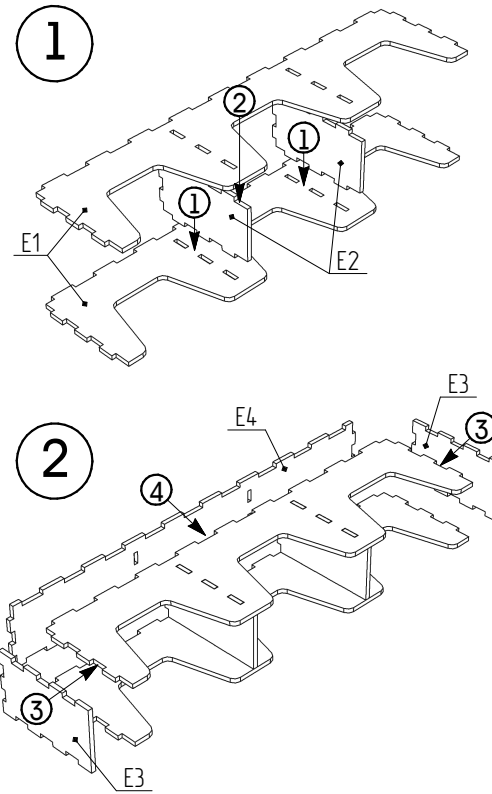
Card tray
(Parts A; Sheets 1,6)



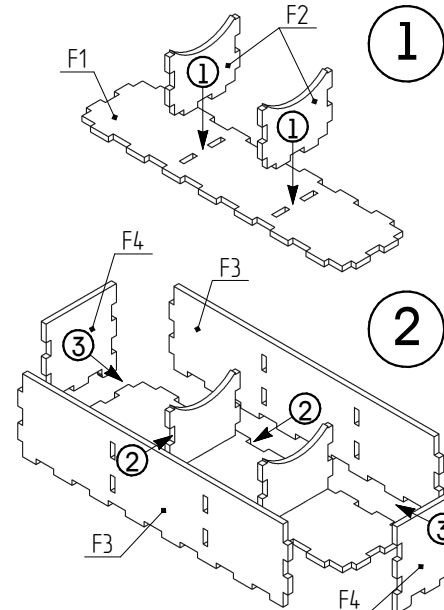
Player trays x4 (Parts B; Sheets 2,3)
Gear tokens tray (Parts C; Sheets 2,3,6,7)
Dragon tray (Parts D; Sheets 3,5)



Dungeon deck tray
(Parts E; Sheets 4,5,8)



Coin tray
(Parts F; Sheets 1,6)



Token tray
(Parts G; Sheets 2,7)

