

COMPATIBLE WITH  
MARACAIBO



Gaming Trunk  
https://gamingtrunk.com  
Copyright © 2020 Gaming Trunk  
Made in Canada

# CARIBBEAN ORGANIZER

This is a third-party accessory designed by Gaming Trunk. All product names are trademarks of their respective owners, which are in no way associated or affiliated with Gaming Trunk.



Made in Canada

# Assembly manual

Thank you for purchasing our Caribbean Organizer for Maracaibo.  
A digital copy of the manual is available for download on [gamingtrunk.com](http://gamingtrunk.com)

The organizer assembly requires about 45 minutes.  
The organizer is designed for no-glue assembly. However, due to variances in wood, a rubber mallet or glue might be required to secure the pieces together.

We recommend wood glue or another comparable quick setting, tacky glue.

## Assembly tips:

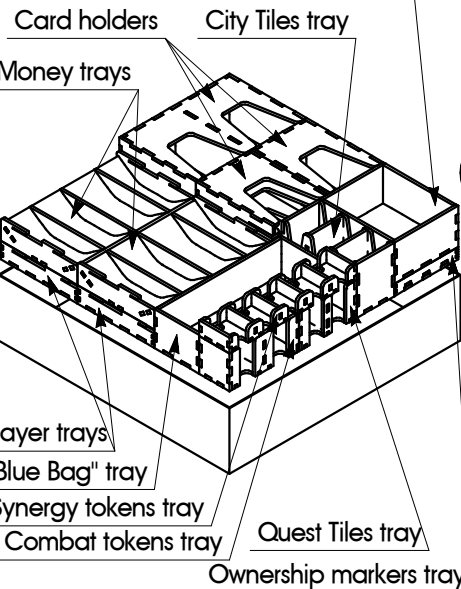
-Some connections may feel too tight. Use of a rubber mallet is recommended to set the parts on their place.

- Due to the cutting process, some pieces may vary slightly. If the piece is symmetrical reversing it may help

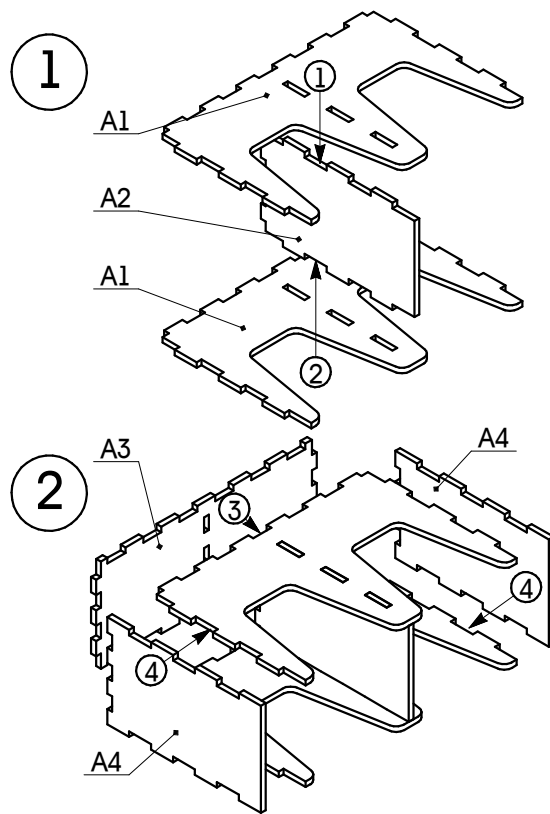


Please remove protective film from the tray lids before use.

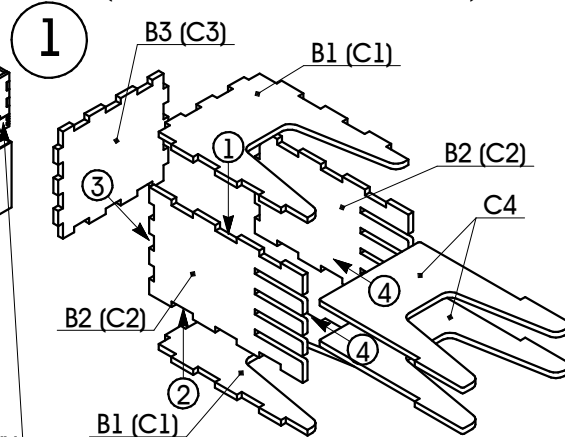
## Legacy Tiles tray



## Card holder - Project cards (Parts A; Sheets 1,2,6)

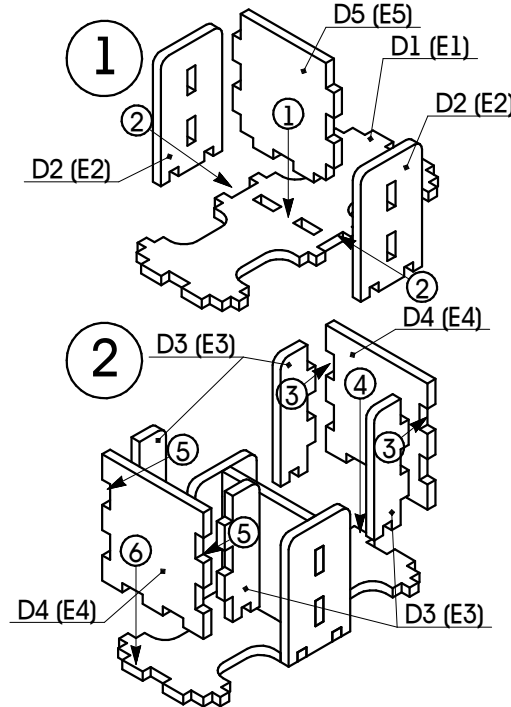


## Card holder (Story cards - Parts B; Sheets 2,6) (Other cards - Parts C; Sheets 3,6)

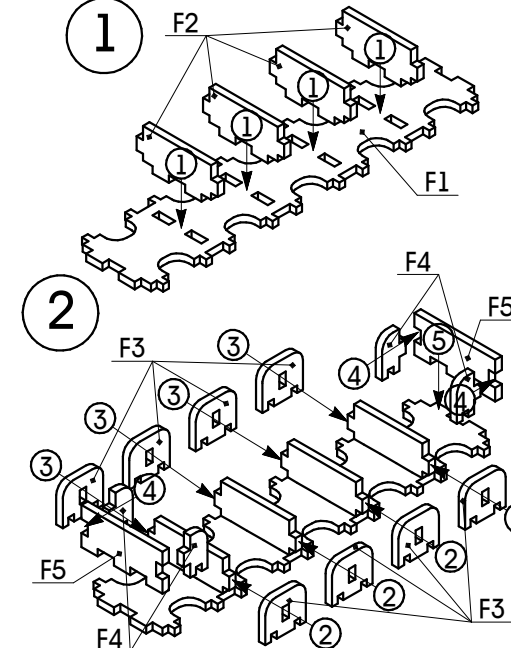


## Combat Tokens tray (Parts D; Sheets 2,5,6,8)

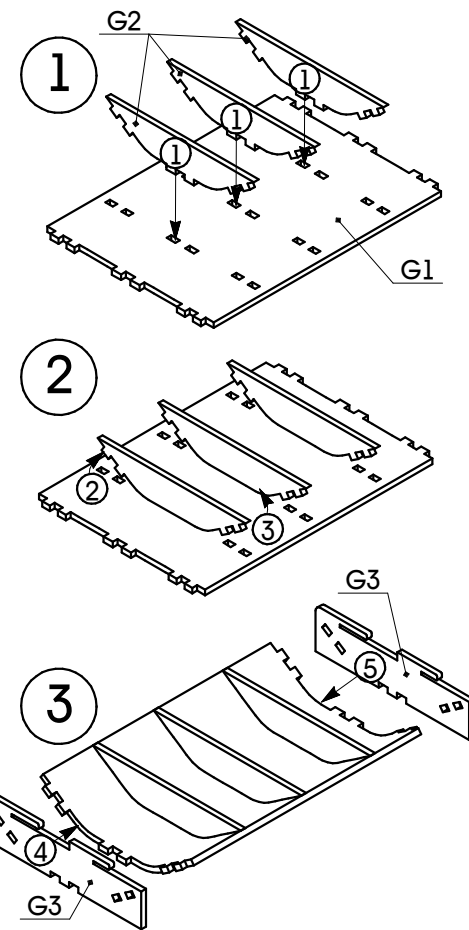
## Quest Tiles tray (Parts E; Sheets 1,2,3,6,9)



## Synergy Tokens tray (Parts F; Sheets 1,2,3,4)



## Money tray (x2) (Parts G; Sheets 1,3,4,5,7)



## Legacy Tiles tray (Parts H; Sheet 6) "Blue Bag" tray (Parts I; Sheets 5,8,9)

