



COMPATIBLE WITH  
**ALTIPLANO™**

# ALPACA ORGANIZER

This is a third-party accessory designed by Gaming Trunk. All product names are trademarks of their respective owners, which are in no way associated or affiliated with Gaming Trunk.

Made in Canada



[gamingtrunk.com](http://gamingtrunk.com)



[info@gamingtrunk.com](mailto:info@gamingtrunk.com)



[fb.com/GamingTrunk](https://fb.com/GamingTrunk)



[pinterest.com/gamingtrunk](https://pinterest.com/gamingtrunk)

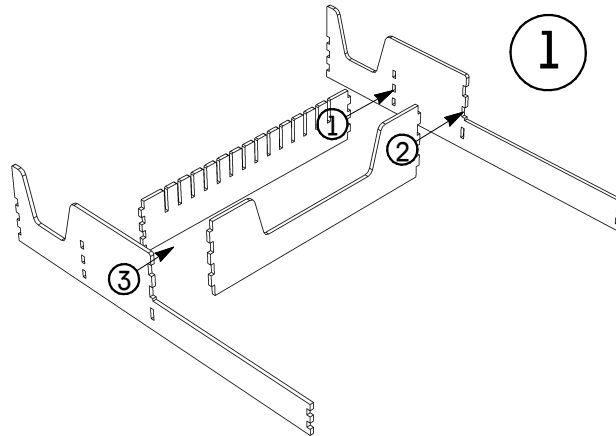


Gaming Trunk  
<https://gamingtrunk.com>  
Copyright © 2018 Gaming Trunk  
Made in Canada

# Assembly manual

Thank you for purchasing our Alpaca Organizer for Altiplano™.  
A digital copy of the manual is available for download on [gamingtrunk.com](http://gamingtrunk.com)

Main box (Sheets A)

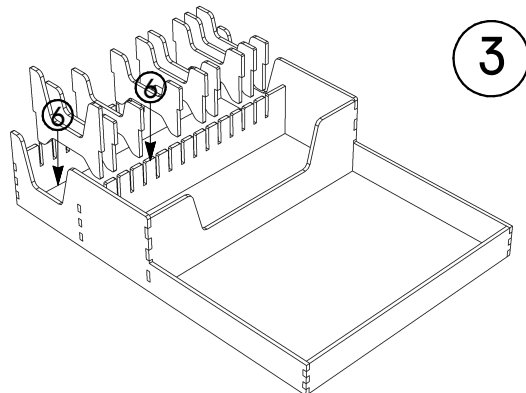
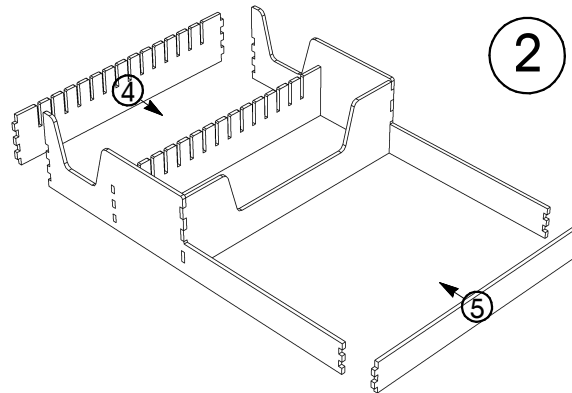


The organizer assembly requires about 45 minutes. The organizer is designed for pieces to snap into place. However, due to variances in wood, glue might be required to secure the pieces together.

We recommend wood glue or another comparable quick setting, tacky glue. Assembly tips:

-Some connections may require some force to assemble.

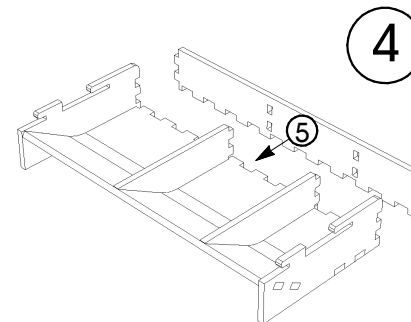
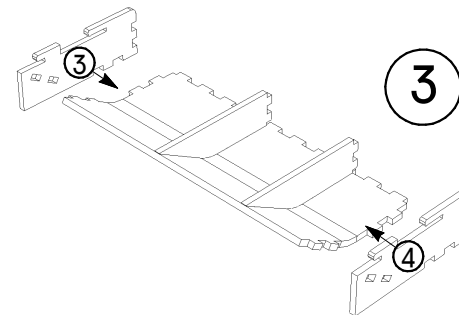
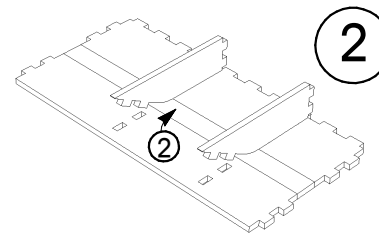
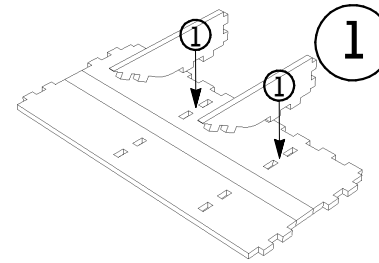
- Due to the cutting process, some pieces may vary slightly. If the piece is symmetrical reversing it may help.



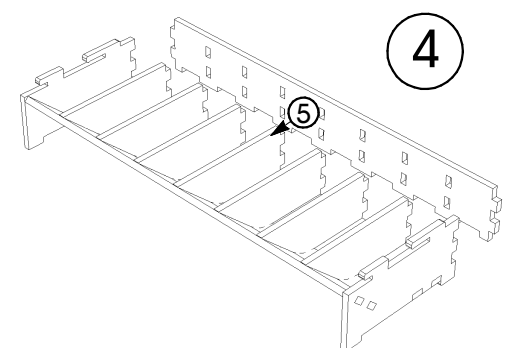

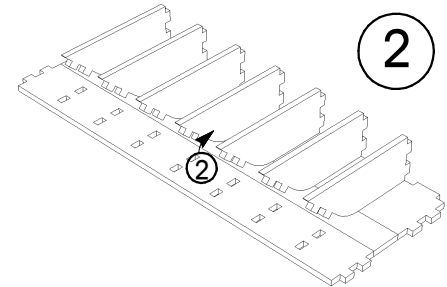
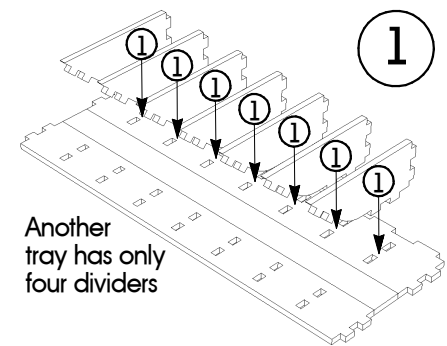
		Two removable trays for tokens	Bottom level: 5 Containers; 1 removable tray for coins	Top level: boards
Cards				

# Removable trays assembly

Tokens tray (Sheets B)



Tokens tray (Sheets C and D)



Another tray has only four dividers